

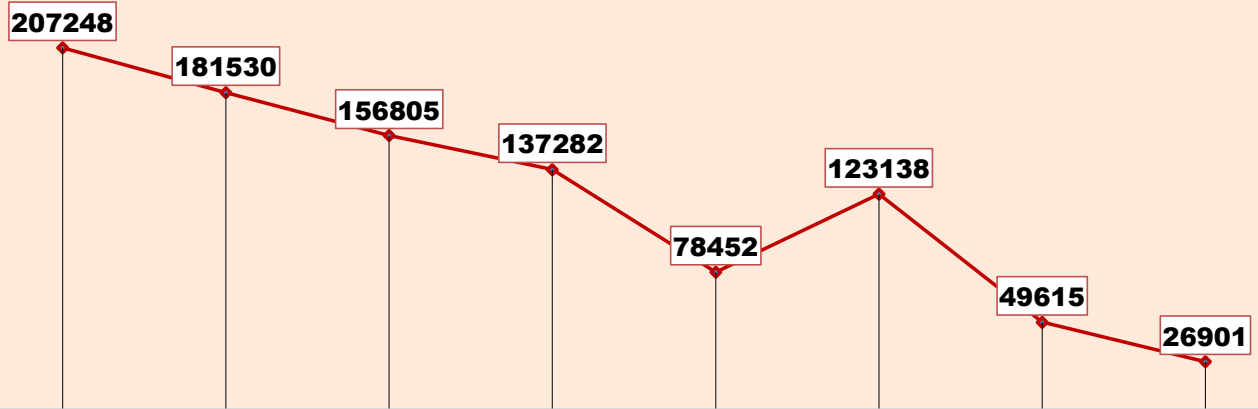


ग्रामीण गृहनिर्माण

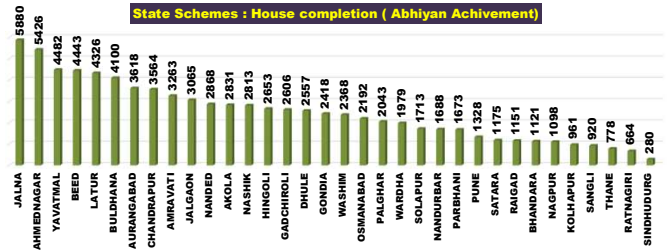
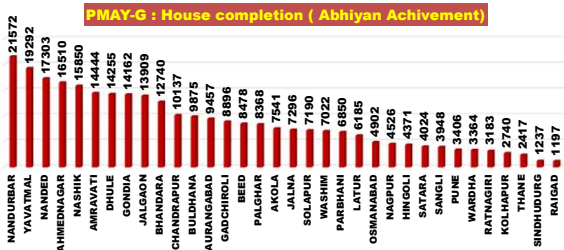
दैनिक प्रगती अहवाल : १३.०९.२०२३

प्रधानमंत्री आवास योजना ग्रामीण – मंजूरी, पूर्ण घरकुले, हप्ते वितरण, भूमिहीन, आर्थिकदृष्ट्या अपुर्ण
राज्य पुरस्कृत ग्रामीण आवास योजना – मंजूरी, पूर्ण घरकुले, हप्ते वितरण, आर्थिकदृष्ट्या अपुर्ण

योजना	एकूण मंजूरी	दैनिक मंजूरी	एकूण पूर्ण	दैनिक पूर्ण घरकुले	दैनिक पहिला हप्ता वितरीत	दैनिक दुसरा हप्ता वितरीत	दैनिक तिसरा हप्ता वितरीत
प्रधानमंत्री आवास योजना ग्रामीण	१३८९४४५	०	११७९८३७	४३८	०	०	०
राज्य योजना	६२०३९३	७१०	४४०३९०	३६८	५०५	३५६	४२४
एकूण	२००९८३८	७१०	१६२०२२७	८०६	५०५	३५६	४२४



पहिला हप्ता मिळाल्यानंतर ३ महिने उलटूनही अपुर्ण घरकुले
 पहिला हप्ता मिळाल्यानंतर ६ महिने उलटूनही अपुर्ण घरकुले
 पहिला हप्ता मिळाल्यानंतर ९ महिने उलटूनही अपुर्ण घरकुले
 पहिला हप्ता मिळाल्यानंतर १२ महिने उलटूनही अपुर्ण घरकुले
 पहिला हप्ता मिळाल्यानंतर १८ महिने उलटूनही अपुर्ण घरकुले
 पहिला हप्ता मिळाल्यानंतर १० दिवसानंतरही दुसरा हप्ता न मिळालेली घरकुले
 दुसरा हप्ता मिळाल्यानंतर १० दिवसानंतरही तिसरा हप्ता न मिळालेली घरकुले
 तिसरा हप्ता मिळाल्यानंतर १० दिवसानंतरही अपुर्ण घरांची संख्या



राज्य व्यवस्थापन कक्ष- ग्रामीण गृहनिर्माण

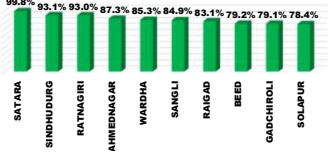
४ था मजला, दक्षिण कक्ष, सिडको भवन, सीबीडी बेलापूर, नवी मुंबई - ४०० ६१४.

Top and Bottom Ten Districts

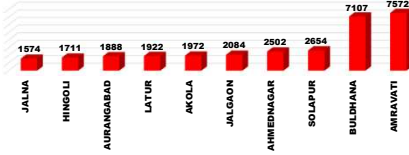
PMAY-G Delayed Houses TOP 10 Dist.



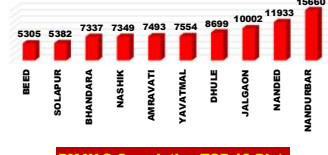
State Schemes Sanction TOP 10 Dist.



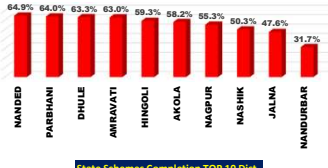
PMAY-G Remaining 1st Installments Bottom 10 Dist.



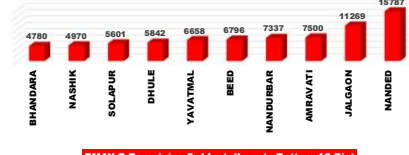
PMAY-G Delayed Houses Bottom 10 Dist.



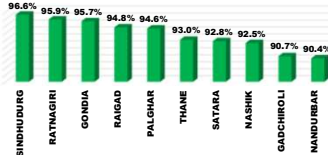
State Schemes Sanction Bottom 10 Dist.



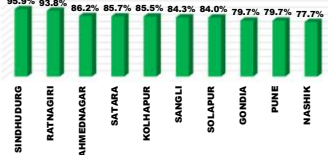
PMAY-G Remaining 2nd Installments Bottom 10 Dist.



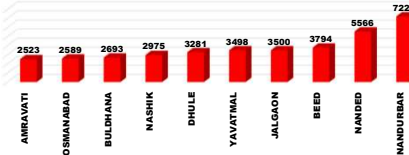
PMAY-G Completion TOP 10 Dist.



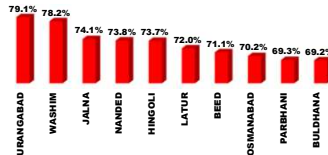
State Schemes Completion TOP 10 Dist.



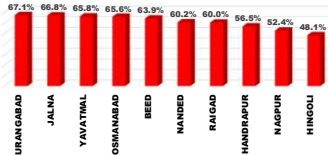
PMAY-G Remaining 3rd Installments Bottom 10 Dist.



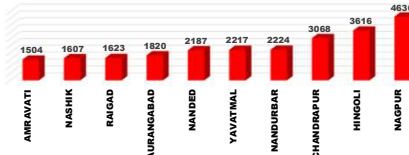
PMAY-G Completion Bottom 10 Dist.



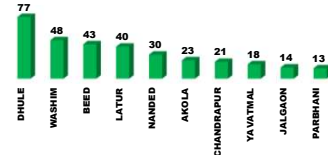
State Schemes Completion Bottom 10 Dist.



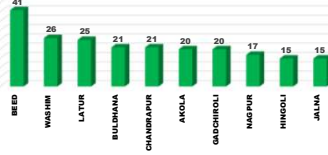
State Schemes Remaining 1st Installments Bottom 10 Dist.



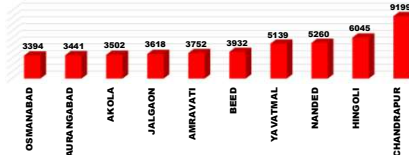
PMAY-G Daily Completion Top 10 Dist.



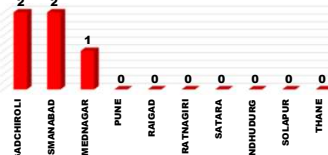
State Schemes Daily Completion Top 10 Dist.



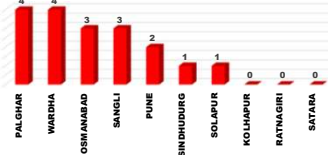
State Schemes Remaining 2nd Installments Bottom 10 Dist.



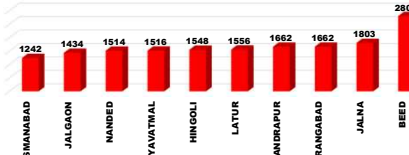
PMAY-G Daily Completion Bottom 10 Dist.



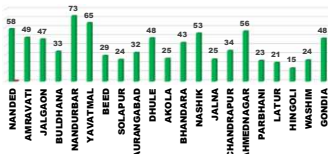
State Schemes Daily Completion Bottom 10 Dist.



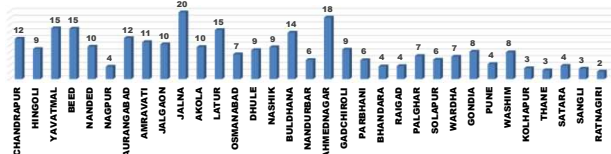
State Schemes Remaining 3rd Installments Bottom 10 Dist.



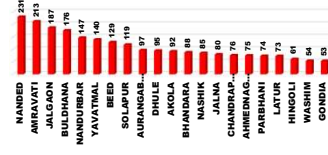
PMAY-G : Current Pace of Completion Per Day (Abhiyan)



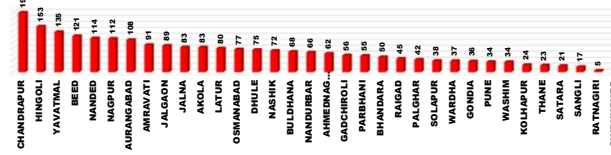
State Schemes : Current Pace of Completion Per Day (Abhiyan)



PMAY-G Required Pace of Completion Per Day



State Schemes Required Pace of Completion Per Day



प्रधानमंत्री आवास योजना ग्रामीण - मंजूरी (PWL+Awaas Plus)

Sr. No.	Division	Target (PWL+Awaas Plus)	12.09.2023	13.09.2023	Daily Achivement	Remaining
1	NASHIK DIV.	411635	411566	411566	0	69
2	AMRAVATI DIV.	268871	267932	267887	0	984
3	AURANGABAD DIV.	235120	234606	234541	0	579
4	NAGPUR DIV.	288089	287641	287609	0	480
5	KONKAN DIV.	69466	69454	69451	0	15
6	PUNE DIV.	119414	118434	118391	0	1023
Total		1392595	1389633	1389445	0	3150

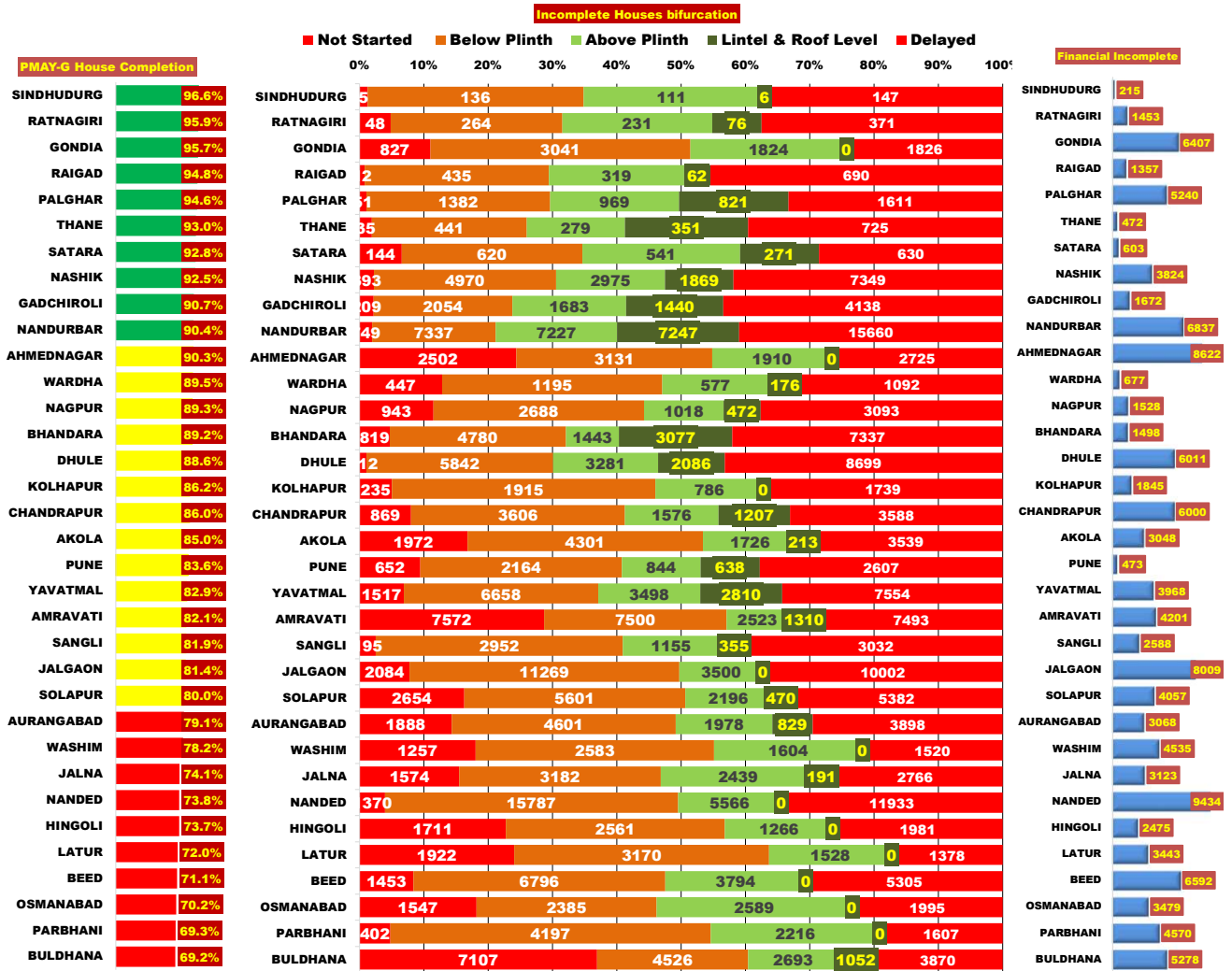
Sr. No.	District	Target (PWL+Awaas Plus)	12.09.2023	13.09.2023	Daily Achivement	Remaining
1	AHMEDNAGAR	60463	60451	60451	0	12
2	AMRAVATI	92905	92653	92653	0	252
3	AURANGABAD	36139	36139	36139	0	0
4	BULDHANA	44667	44619	44619	0	48
5	CHANDRAPUR	42434	42416	42416	0	18
6	DHULE	64639	64634	64634	0	5
7	GONDIA	95895	95895	95895	0	0
8	HINGOLI	18083	18083	18083	0	0
9	JALGAON	78446	78424	78424	0	22
10	JALNA	24023	24023	24023	0	0
11	KOLHAPUR	17195	17164	17164	0	31
12	LATUR	20368	20368	20368	0	0
13	NANDED	68729	68608	68608	0	121
14	NANDURBAR	118784	118760	118760	0	24
15	NASHIK	89303	89297	89297	0	6
16	PALGHAR	35188	35188	35188	0	0
17	PARBHANI	18803	18782	18782	0	21
18	PUNE	19276	19165	19165	0	111
19	RAIGAD	9819	9819	9819	0	0
20	SATARA	14494	14437	14437	0	57
21	SINDHUDURG	5096	5086	5086	0	10
22	THANE	9572	9572	9572	0	0
23	WASHIM	19363	19221	19221	0	142
24	GADCHIROLI	31617	31617	31615	-2	2
25	RATNAGIRI	9791	9789	9786	-3	5
26	NAGPUR	36474	36302	36295	-7	179
27	WARDHA	17861	17775	17768	-7	93
28	YAVATMAL	63815	63599	63590	-9	225
29	BHANDARA	63808	63636	63620	-16	188
30	SOLAPUR	47107	46388	46372	-16	735
31	OSMANABAD	14142	13806	13786	-20	356
32	SANGLI	21342	21280	21253	-27	89
33	AKOLA	48121	47840	47804	-36	317
34	BEED	34833	34797	34752	-45	81
Total		1392595	1389633	1389445	0	3150

प्रधानमंत्री आवास योजना - ग्रामीण : भूमिहीन लाभार्थी अहवाल

Sr. No.	District	Google Sheet Report			AwaasSoft Report			
		Total Landless	Provided land	Remaining	Landless beneficiaries tagged in AwaasSoft	Landless beneficiaries provided land	Remaining Landless	Remaining Tag (provided land)
1	DHULE	18	18	0	18	18	0	0
2	GADCHIROLI	9	9	0	9	9	0	0
3	GONDIA	2450	2450	0	2457	2329	128	121
4	KOLHAPUR	257	257	0	246	228	18	29
5	NANDURBAR	0	0	0	0	0	0	0
6	PALGHAR	11	11	0	11	11	0	0
7	RAIGAD	6	6	0	6	6	0	0
8	RATNAGIRI	23	23	0	23	23	0	0
9	SINDHUDURG	420	420	0	416	416	0	4
10	NANDED	354	322	32	369	263	106	59
11	THANE	112	80	32	118	60	58	20
12	BEED	212	125	87	361	66	295	59
13	SATARA	812	714	98	820	629	191	85
14	SANGLI	324	216	108	323	142	181	74
15	NASHIK	1697	1499	198	1680	1162	518	337
16	PARBHANI	307	63	244	291	54	237	9
17	WARDHA	2177	1861	316	2295	1853	442	8
18	PUNE	2069	1604	465	2057	867	1190	737
19	CHANDRAPUR	2403	1934	469	2496	1615	881	319
20	BHANDARA	4827	4193	634	4827	4334	493	-141
21	NAGPUR	4459	3819	640	4457	3535	922	284
22	HINGOLI	1713	796	917	1713	466	1247	330
23	JALNA	1359	406	953	1374	85	1289	321
24	LATUR	2193	1155	1038	2258	815	1443	340
25	JALGAON	22530	21460	1070	22575	20900	1675	560
26	WASHIM	2813	1685	1128	2747	1484	1263	201
27	OSMANABAD	2147	983	1164	2077	102	1975	881
28	YAVATMAL	3094	1834	1260	3196	1790	1406	44
29	AKOLA	6798	5402	1396	6702	5309	1393	93
30	AURANGABAD	3266	1700	1566	3155	1805	1350	-105
31	AHMEDNAGAR	7588	5242	2346	7800	5116	2684	126
32	SOLAPUR	6458	3961	2497	5913	3969	1944	-8
33	BULDHANA	15352	9268	6084	15685	9148	6537	120
34	AMRAVATI	20601	13785	6816	20319	13391	6928	394
	Total	118859	87301	31558	118794	82000	36794	5555

प्रधानमंत्री आवास योजना ग्रामीण - पूर्ण घरकूले

Sr. No.	Division	Sanction	12.09.2023	13.09.2023	Daily Achivement	Remaining	Completed & verified	Remaining verified
1	AURANGABAD DIV.	234541	172242	172403	161	62138	162649	9754
2	AMRAVATI DIV.	267887	215222	215331	109	52556	206150	9181
3	NASHIK DIV.	411566	365505	365610	105	45956	344134	21476
4	NAGPUR DIV.	287609	261908	261953	45	25656	252565	9388
5	PUNE DIV.	118391	98716	98730	14	19661	94228	4502
6	KONKAN DIV.	69451	65806	65810	4	3641	63417	2393
Total		1389445	1179399	1179837	438	209608	1123143	56694



प्रधानमंत्री आवास योजना ग्रामीण - पूर्ण घरकूले

Sr. No.	District	Sanction	12.09.2023	13.09.2023	Daily Achivement	Remaining	Completed & verified	Remaining verified
1	DHULE	64634	57173	57250	77	7384	53213	4037
2	WASHIM	19221	14980	15028	48	4193	14462	566
3	BEED	34752	24663	24706	43	10046	22943	1763
4	LATUR	20368	14619	14659	40	5709	14189	470
5	NANDED	68608	50583	50613	30	17995	48346	2267
6	AKOLA	47804	40615	40638	23	7166	39592	1046
7	CHANDRAPUR	42416	36455	36476	21	5940	35158	1318
8	YAVATMAL	63590	52682	52700	18	10890	49107	3593
9	JALGAON	78424	63813	63827	14	14597	61894	1933
10	PARBHANI	18782	13010	13023	13	5759	12454	569
11	JALNA	24023	17790	17802	12	6221	16637	1165
12	BULDHANA	44619	30885	30896	11	13723	29241	1655
13	HINGOLI	18083	13318	13329	11	4754	12792	537
14	SANGLI	21253	17404	17415	11	3838	16596	819
15	AURANGABAD	36139	28579	28589	10	7550	26843	1746
16	AMRAVATI	92653	76060	76069	9	16584	73748	2321
17	BHANDARA	63620	56744	56752	8	6868	53501	3251
18	NANDURBAR	118760	107294	107302	8	11458	96200	11102
19	NAGPUR	36295	32413	32419	6	3876	31174	1245
20	NASHIK	89297	82636	82641	5	6656	79090	3551
21	GONDIA	95895	91736	91740	4	4155	91130	610
22	PALGHAR	35188	33295	33299	4	1889	31965	1334
23	WARDHA	17768	15899	15903	4	1865	15373	530
24	KOLHAPUR	17164	14799	14802	3	2362	14453	349
25	GADCHIROLI	31615	28661	28663	2	2952	26229	2434
26	OSMANABAD	13786	9680	9682	2	4104	8445	1237
27	AHMEDNAGAR	60451	54589	54590	1	5861	53737	853
28	PUNE	19165	16016	16016	0	3149	14867	1149
29	RAIGAD	9819	9307	9307	0	512	8991	316
30	RATNAGIRI	9786	9387	9387	0	399	9167	220
31	SATARA	14437	13399	13399	0	1038	12861	538
32	SINDHUDURG	5086	4914	4914	0	172	4828	86
33	SOLAPUR	46372	37098	37098	0	9274	35451	1647
34	THANE	9572	8903	8903	0	669	8466	437
Total		1389445	1179399	1179837	438	209608	1123143	56694

राज्यपुरस्कृत आवास योजना ग्रामीण - मंजूरी

Sr. No.	Division	Target	12.09.2023	13.09.2023	Daily Achivement	Sanction %	Remaining	Sanction State Rank
1	NASHIK DIV.	207115	121639	121919	302	58.9%	85196	5
2	NAGPUR DIV.	164085	113481	113711	230	69.3%	50374	3
3	AMRAVATI DIV.	157798	105246	105329	83	66.7%	52469	4
4	AURANGABAD DIV.	273086	179354	179411	59	65.7%	93675	6
5	KONKAN DIV.	44680	35333	35369	36	79.2%	9311	1
6	PUNE DIV.	79398	64654	64654	0	81.4%	14744	2
Total		926162	619707	620393	710	67.0%	305769	

Sr. No.	District	Target	12.09.2023	13.09.2023	Daily Achivement	Sanction %	Remaining	Sanction State Rank
1	NANDURBAR	51420	15999	16301	302	31.7%	35119	34
2	NAGPUR	33291	18251	18417	166	55.3%	14874	29
3	YAVATMAL	41980	30746	30798	52	73.4%	11182	23
4	PARBHANI	29060	18558	18604	46	64.0%	10456	22
5	CHANDRAPUR	54555	35691	35727	36	65.5%	18828	31
6	RAIGAD	10569	8749	8785	36	83.1%	1784	5
7	WARDHA	14707	12526	12549	23	85.3%	2158	6
8	AKOLA	34781	20212	20230	18	58.2%	14551	28
9	WASHIM	15828	10986	10999	13	69.5%	4829	13
10	JALNA	41057	19538	19544	6	47.6%	21513	32
11	OSMANABAD	24003	17349	17355	6	72.3%	6648	17
12	GADCHIROLI	20609	16299	16304	5	79.1%	4305	10
13	BEED	33057	26173	26174	1	79.2%	6883	18
14	AHMEDNAGAR	39938	34881	34881	0	87.3%	5057	14
15	AMRAVATI	36242	22849	22849	0	63.0%	13393	27
16	AURANGABAD	36954	25616	25616	0	69.3%	11338	24
17	BHANDARA	22211	16828	16828	0	75.8%	5383	16
18	BULDHANA	28967	20453	20453	0	70.6%	8514	19
19	DHULE	31410	19873	19873	0	63.3%	11537	25
20	GONDIA	18712	13886	13886	0	74.2%	4826	12
21	HINGOLI	38798	23021	23021	0	59.3%	15777	30
22	KOLHAPUR	16830	12905	12905	0	76.7%	3925	8
23	LATUR	35747	26761	26761	0	74.9%	8986	21
24	NASHIK	49930	25115	25115	0	50.3%	24815	33
25	PALGHAR	16073	11748	11748	0	73.1%	4325	11
26	PUNE	17336	13146	13146	0	75.8%	4190	9
27	RATNAGIRI	7197	6690	6690	0	93.0%	507	3
28	SANGLI	10132	8604	8604	0	84.9%	1528	4
29	SATARA	11532	11514	11514	0	99.8%	18	1
30	SINDHUDURG	2267	2110	2110	0	93.1%	157	2
31	SOLAPUR	23568	18485	18485	0	78.4%	5083	15
32	THANE	8574	6036	6036	0	70.4%	2538	7
33	NANDED	34410	22338	22336	-2	64.9%	12074	26
34	JALGAON	34417	25771	25749	-22	74.8%	8668	20
Total		926162	619707	620393	710	67.0%	305769	

राज्यपुरस्कृत आवास योजना ग्रामीण - प्रलंबीत मंजूरी

Sr. No.	Division	रमाई आवास योजना	शबरी आवास योजना	आदीम आवास योजना	पारधी आवास योजना	य.च.मु.व योजना	पुण्यश्लोक अहिल्यादेवी होळकर घरकुल योजना	एकूण
1	KONKAN DIV.	1469	7792	25	3	22	0	9311
2	PUNE DIV.	10907	3598	4	55	20	160	14744
3	NAGPUR DIV.	27220	21394	118	2	1624	16	50374
4	AMRAVATI DIV.	31944	19528	145	9	836	7	52469
5	NASHIK DIV.	21495	63591	61	19	1	29	85196
6	AURANGABAD DIV.	61688	27042	238	26	3795	886	93675
	Total	154723	142945	591	114	6298	1098	305769

Sr. No.	District	रमाई आवास योजना	शबरी आवास योजना	आदीम आवास योजना	पारधी आवास योजना	य.च.मु.व योजना	पुण्यश्लोक अहिल्यादेवी होळकर घरकुल योजना	एकूण
1	SATARA	18	0	0	0	0	0	18
2	SINDHUDURG	127	14	16	0	0	0	157
3	RATNAGIRI	400	84	0	1	22	0	507
4	SANGLI	1486	30	0	12	0	0	1528
5	RAIGAD	522	1260	0	2	0	0	1784
6	WARDHA	564	1571	23	0	0	0	2158
7	THANE	321	2211	6	0	0	0	2538
8	KOLHAPUR	3730	35	0	0	0	160	3925
9	PUNE	860	3292	4	14	20	0	4190
10	GADCHIROLI	1079	3200	26	0	0	0	4305
11	PALGHAR	99	4223	3	0	0	0	4325
12	GONDIA	3233	1578	0	0	0	15	4826
13	WASHIM	3613	1216	0	0	0	0	4829
14	AHMEDNAGAR	2653	2404	0	0	0	0	5057
15	SOLAPUR	4813	241	0	29	0	0	5083
16	BHANDARA	3871	1446	0	0	65	1	5383
17	OSMANABAD	5003	264	0	0	1381	0	6648
18	BEED	5579	1298	0	6	0	0	6883
19	BULDHANA	5765	2742	0	0	0	7	8514
20	JALGAON	3622	5014	0	3	0	29	8668
21	LATUR	7149	933	0	4	67	833	8986
22	PARBHANI	7664	2502	0	0	242	48	10456
23	YAVATMAL	5759	4604	145	1	673	0	11182
24	AURANGABAD	7153	4179	0	6	0	0	11338
25	DHULE	3860	7676	0	0	1	0	11537
26	NANDED	5211	6617	238	8	0	0	12074
27	AMRAVATI	5251	7972	0	7	163	0	13393
28	AKOLA	11556	2994	0	1	0	0	14551
29	NAGPUR	12086	2784	0	0	4	0	14874
30	HINGOLI	6950	8827	0	0	0	0	15777
31	CHANDRAPUR	6387	10815	69	2	1555	0	18828
32	JALNA	16979	2422	0	2	2105	5	21513
33	NASHIK	10413	14335	61	6	0	0	24815
34	NANDURBAR	947	34162	0	10	0	0	35119
	Total	154723	142945	591	114	6298	1098	305769

राज्यपुरस्कृत आवास योजना ग्रामीण - पूर्ण घरकूले

Sr. No.	Division	Sanction	12.09.2023	13.09.2023	Daily Achivement	Completion %	Remaining	To be Completed in Per Day till 30.11.23
1	AURANGABAD DIV.	179411	117632	117759	127	65.6%	61652	790
2	AMRAVATI DIV.	105329	73154	73242	88	69.5%	32087	411
3	NAGPUR DIV.	113711	75258	75331	73	66.2%	38380	492
4	NASHIK DIV.	121919	93557	93606	49	76.8%	28313	363
5	KONKAN DIV.	35369	26265	26290	25	74.3%	9079	116
6	PUNE DIV.	64654	54156	54162	6	83.8%	10492	135
	Total	620393	440022	440390	368	71.0%	180003	2308

Sr. No.	District	Sanction	12.09.2023	13.09.2023	Daily Achivement	Completion %	Remaining	To be Completed in Per Day till 30.11.23
1	BEED	26174	16685	16726	41	63.9%	9448	121
2	WASHIM	10999	8321	8347	26	75.9%	2652	34
3	LATUR	26761	20531	20556	25	76.8%	6205	80
4	BULDHANA	20453	15105	15126	21	74.0%	5327	68
5	CHANDRAPUR	35727	20148	20169	21	56.5%	15558	199
6	AKOLA	20230	13745	13765	20	68.0%	6465	83
7	GADCHIROLI	16304	11895	11915	20	73.1%	4389	56
8	NAGPUR	18417	9637	9654	17	52.4%	8763	112
9	HINGOLI	23021	11060	11075	15	48.1%	11946	153
10	JALNA	19544	13034	13049	15	66.8%	6495	83
11	NANDURBAR	16301	11138	11153	15	68.4%	5148	66
12	YAVATMAL	30798	20265	20280	15	65.8%	10518	135
13	PARBHANI	18604	14308	14321	13	77.0%	4283	55
14	RAIGAD	8785	5258	5271	13	60.0%	3514	45
15	NASHIK	25115	19513	19525	12	77.7%	5590	72
16	JALGAON	25749	18821	18830	9	73.1%	6919	89
17	AHMEDNAGAR	34881	30044	30052	8	86.2%	4829	62
18	AURANGABAD	25616	17183	17191	8	67.1%	8425	108
19	GONDIA	13886	11061	11068	7	79.7%	2818	36
20	NANDED	22336	13450	13457	7	60.2%	8879	114
21	THANE	6036	4242	4249	7	70.4%	1787	23
22	AMRAVATI	22849	15718	15724	6	68.8%	7125	91
23	DHULE	19873	14041	14046	5	70.7%	5827	75
24	BHANDARA	16828	12888	12892	4	76.6%	3936	50
25	PALGHAR	11748	8469	8473	4	72.1%	3275	42
26	WARDHA	12549	9629	9633	4	76.8%	2916	37
27	OSMANABAD	17355	11381	11384	3	65.6%	5971	77
28	SANGLI	8604	7247	7250	3	84.3%	1354	17
29	PUNE	13146	10475	10477	2	79.7%	2669	34
30	SINDHUDURG	2110	2023	2024	1	95.9%	86	1
31	SOLAPUR	18485	15528	15529	1	84.0%	2956	38
32	KOLHAPUR	12905	11040	11040	0	85.5%	1865	24
33	RATNAGIRI	6690	6273	6273	0	93.8%	417	5
34	SATARA	11514	9866	9866	0	85.7%	1648	21
	Total	620393	440022	440390	368	71.0%	180003	2308

राज्य योजना अपूर्ण घरकुले

Sr. No.	Division	रमाई आवास योजना	शबरी आवास योजना	आदीम आवास योजना	पारधी आवास योजना	य.च.मु.व योजना	पुण्यश्लोक अहिल्यादेवी होळकर घरकुल योजना	एकूण
1	KONKAN DIV.	1009	7575	475	0	8	12	9079
2	PUNE DIV.	9010	953	56	57	51	365	10492
3	NASHIK DIV.	11570	16355	25	122	78	163	28313
4	AMRAVATI DIV.	16795	11225	2183	199	1604	81	32087
5	NAGPUR DIV.	11157	21420	766	23	4993	21	38380
6	AURANGABAD DIV.	51466	9313	45	62	464	302	61652
	Total	101007	66841	3550	463	7198	944	180003

Sr. No.	District	रमाई आवास योजना	शबरी आवास योजना	आदीम आवास योजना	पारधी आवास योजना	य.च.मु.व योजना	पुण्यश्लोक अहिल्यादेवी होळकर घरकुल योजना	एकूण
1	SINDHUDURG	85	1	0	0	0	0	86
2	RATNAGIRI	384	21	4	0	8	0	417
3	AHMEDNAGAR	2605	2188	0	16	20	0	4829
4	SATARA	1579	38	0	0	31	0	1648
5	KOLHAPUR	1469	12	0	0	19	365	1865
6	SANGLI	1343	7	0	4	0	0	1354
7	SOLAPUR	2870	77	0	8	1	0	2956
8	GONDIA	1388	1430	0	0	0	0	2818
9	PUNE	1749	819	56	45	0	0	2669
10	NASHIK	2519	3017	25	29	0	0	5590
11	PARBHANI	3153	726	0	0	202	202	4283
12	LATUR	6076	129	0	0	0	0	6205
13	WARDHA	1469	1222	224	1	0	0	2916
14	BHANDARA	1525	1192	0	0	1198	21	3936
15	WASHIM	1712	936	0	2	0	2	2652
16	BULDHANA	4750	481	0	17	0	79	5327
17	JALGAON	3238	3454	0	64	0	163	6919
18	GADCHIROLI	1341	2761	287	0	0	0	4389
19	PALGHAR	65	3093	117	0	0	0	3275
20	DHULE	2232	3524	0	13	58	0	5827
21	THANE	245	1344	198	0	0	0	1787
22	AMRAVATI	3383	3583	0	28	131	0	7125
23	NANDURBAR	976	4172	0	0	0	0	5148
24	AKOLA	4670	1760	0	35	0	0	6465
25	AURANGABAD	7036	1382	0	7	0	0	8425
26	JALNA	6194	77	0	6	118	100	6495
27	YAVATMAL	2280	4465	2183	117	1473	0	10518
28	OSMANABAD	5710	76	0	41	144	0	5971
29	BEED	8971	469	0	8	0	0	9448
30	NANDED	8402	432	45	0	0	0	8879
31	RAIGAD	230	3116	156	0	0	12	3514
32	CHANDRAPUR	4598	6901	255	16	3788	0	15558
33	NAGPUR	836	7914	0	6	7	0	8763
34	HINGOLI	5924	6022	0	0	0	0	11946
	Total	101007	66841	3550	463	7198	944	180003

प्रधानमंत्री आवास योजना ग्रामीण - हप्ते वितरण

Sr. No.	Division	1st Installment (Daily Achivement)	1st Installment Remaining	2nd Installment (Daily Achivement)	2nd Installment Remaining	3rd Installment (Daily Achivement)	3rd Installment Remaining
1	NASHIK DIV.	0	5940	0	32549	0	18893
2	AMRAVATI DIV.	0	19425	0	25568	0	12044
3	AURANGABAD DIV.	0	11867	0	42679	0	21376
4	NAGPUR DIV.	0	4114	0	17364	0	8121
5	KONKAN DIV.	0	151	0	2658	0	1909
6	PUNE DIV.	0	3880	0	13252	0	5522
	Total	0	45377	0	134070	0	67865

Sr. No.	District	1st Installment (Daily Achivement)	1st Installment Remaining	2nd Installment (Daily Achivement)	2nd Installment Remaining	3rd Installment (Daily Achivement)	3rd Installment Remaining
1	AHMEDNAGAR	0	2502	0	3131	0	1910
2	AKOLA	0	1972	0	4301	0	1726
3	AMRAVATI	0	7572	0	7500	0	2523
4	AURANGABAD	0	1888	0	4601	0	1978
5	BEED	0	1453	0	6796	0	3794
6	BHANDARA	0	819	0	4780	0	1443
7	BULDHANA	0	7107	0	4526	0	2693
8	CHANDRAPUR	0	869	0	3606	0	1576
9	DHULE	0	212	0	5842	0	3281
10	GADCHIROLI	0	209	0	2054	0	1683
11	GONDIA	0	827	0	3041	0	1824
12	HINGOLI	0	1711	0	2561	0	1266
13	JALGAON	0	2084	0	11269	0	3500
14	JALNA	0	1574	0	3182	0	2439
15	LATUR	0	1922	0	3170	0	1528
16	NAGPUR	0	943	0	2688	0	1018
17	NANDED	0	1370	0	15787	0	5566
18	NANDURBAR	0	749	0	7337	0	7227
19	NASHIK	0	393	0	4970	0	2975
20	OSMANABAD	0	1547	0	2385	0	2589
21	PALGHAR	0	51	0	1382	0	969
22	PARBHANI	0	402	0	4197	0	2216
23	PUNE	0	652	0	2164	0	844
24	RAIGAD	0	12	0	435	0	319
25	SATARA	0	144	0	620	0	541
26	SOLAPUR	0	2654	0	5601	0	2196
27	THANE	0	35	0	441	0	279
28	WARDHA	0	447	0	1195	0	577
29	WASHIM	0	1257	0	2583	0	1604
30	YAVATMAL	0	1517	0	6658	0	3498
31	RATNAGIRI	-1	48	0	264	0	231
32	SINDHUDURG	-3	5	0	136	0	111
33	KOLHAPUR	-10	235	0	1915	0	786
34	SANGLI	-22	195	0	2952	0	1155
	Total	0	45377	0	134070	0	67865

राज्यपुरस्कृत आवास योजना ग्रामीण - हप्ते वितरण

Sr. No.	Division	1st Installment (Daily Achivement)	1st Installment Remaining	2nd Installment (Daily Achivement)	2nd Installment Remaining	3rd Installment (Daily Achivement)	3rd Installment Remaining
1	AURANGABAD DIV.	86	12705	144	29691	183	13078
2	NASHIK DIV.	151	5971	122	11568	79	5539
3	NAGPUR DIV.	150	11235	31	18160	43	4183
4	AMRAVATI DIV.	55	5556	46	15596	87	4912
5	PUNE DIV.	56	2234	11	4553	17	1717
6	KONKAN DIV.	7	2869	2	3088	15	1240
	Total	505	40570	356	82656	424	30669

Sr. No.	District	1st Installment (Daily Achivement)	1st Installment Remaining	2nd Installment (Daily Achivement)	2nd Installment Remaining	3rd Installment (Daily Achivement)	3rd Installment Remaining
1	AHMEDNAGAR	135	437	33	2887	30	1217
2	DHULE	11	793	77	2403	34	1231
3	CHANDRAPUR	76	3068	15	9199	11	1662
4	HINGOLI	21	3616	36	6045	30	1548
5	YAVATMAL	29	2217	15	5139	25	1516
6	NANDED	15	2187	9	5260	43	1514
7	AURANGABAD	15	1820	28	3441	21	1662
8	WARDHA	49	1347	5	989	10	246
9	BEED	3	1228	16	3932	41	2801
10	JALNA	10	890	19	2359	26	1803
11	LATUR	10	962	22	2759	19	1556
12	AMRAVATI	9	1504	20	3752	21	744
13	AKOLA	13	932	6	3502	25	941
14	SATARA	31	665	3	541	4	186
15	BHANDARA	15	860	3	1749	10	350
16	PARBHANI	8	789	12	2501	3	952
17	JALGAON	3	910	10	3618	9	1434
18	PUNE	17	317	1	1074	2	462
19	GONDIA	3	474	5	1377	7	532
20	BULDHANA	4	437	4	1745	6	1047
21	GADCHIROLI	5	850	3	1515	4	1025
22	WASHIM	0	466	1	1458	10	664
23	KOLHAPUR	5	506	3	964	1	243
24	SOLAPUR	3	548	2	1338	4	559
25	PALGHAR	5	109	2	1634	1	566
26	SANGLI	0	198	2	636	6	267
27	SINDHUDURG	2	2	0	55	5	13
28	OSMANABAD	4	1213	2	3394	0	1242
29	NANDURBAR	2	2224	2	710	1	829
30	NASHIK	0	1607	0	1950	5	828
31	RAIGAD	0	1623	0	1022	5	430
32	THANE	0	1093	0	262	4	150
33	NAGPUR	2	4636	0	3331	1	368
34	RATNAGIRI	0	42	0	115	0	81
	Total	505	40570	356	82656	424	30669

राज्य योजना: पहिला हप्ता प्रलंबीत

Sr. No.	Division	रमाई आवास योजना	शबरी आवास योजना	आदीम आवास योजना	पारधी आवास योजना	य.च.मु.व योजना	पुण्यश्लोक अहिल्यादेवी होळकर घरकुल योजना	एकूण
1	KONKAN DIV.	106	2736	27	0	0	0	2869
2	PUNE DIV.	1880	190	7	15	7	135	2234
3	NASHIK DIV.	555	5255	0	6	78	77	5971
4	AMRAVATI DIV.	1065	2870	230	20	1365	6	5556
5	NAGPUR DIV.	1623	7292	199	2	2108	11	11235
6	AURANGABAD DIV.	9008	3219	13	21	236	208	12705
	Total	14237	21562	476	64	3794	437	40570

Sr. No.	District	रमाई आवास योजना	शबरी आवास योजना	आदीम आवास योजना	पारधी आवास योजना	य.च.मु.व योजना	पुण्यश्लोक अहिल्यादेवी होळकर घरकुल योजना	एकूण
1	SINDHUDURG	2	0	0	0	0	0	2
2	RATNAGIRI	41	1	0	0	0	0	42
3	AHMEDNAGAR	155	260	0	2	20	0	437
4	SATARA	646	14	0	0	5	0	665
5	KOLHAPUR	359	10	0	0	2	135	506
6	SANGLI	194	4	0	0	0	0	198
7	SOLAPUR	537	10	0	1	0	0	548
8	GONDIA	220	254	0	0	0	0	474
9	PUNE	144	152	7	14	0	0	317
10	NASHIK	90	1517	0	0	0	0	1607
11	PARBHANI	217	241	0	0	129	202	789
12	LATUR	943	19	0	0	0	0	962
13	WARDHA	529	691	127	0	0	0	1347
14	BHANDARA	252	103	0	0	494	11	860
15	WASHIM	153	313	0	0	0	0	466
16	BULDHANA	266	165	0	0	0	6	437
17	JALGAON	241	588	0	4	0	77	910
18	GADCHIROLI	162	654	34	0	0	0	850
19	PALGHAR	2	104	3	0	0	0	109
20	DHULE	53	682	0	0	58	0	793
21	THANE	26	1052	15	0	0	0	1093
22	AMRAVATI	301	1180	0	3	20	0	1504
23	NANDURBAR	16	2208	0	0	0	0	2224
24	AKOLA	339	591	0	2	0	0	932
25	AURANGABAD	1366	451	0	3	0	0	1820
26	JALNA	804	11	0	1	68	6	890
27	YAVATMAL	6	621	230	15	1345	0	2217
28	OSMANABAD	1161	2	0	11	39	0	1213
29	BEED	1067	155	0	6	0	0	1228
30	NANDED	2065	109	13	0	0	0	2187
31	RAIGAD	35	1579	9	0	0	0	1623
32	CHANDRAPUR	379	1036	38	1	1614	0	3068
33	NAGPUR	81	4554	0	1	0	0	4636
34	HINGOLI	1385	2231	0	0	0	0	3616
	Total	14237	21562	476	64	3794	437	40570

प्रधानमंत्री आवास योजना ग्रामीण - Delayed Houses

■ पहिला हप्ता मिळाल्यानंतर १२ महिने उलटूनही अपूर्ण घरकुले
 ■ पहिला हप्ता मिळाल्यानंतर १८ महिने उलटूनही अपूर्ण घरकुले
 ■ पहिला हप्ता मिळाल्यानंतर १० दिवसानंतरही दुसरा हप्ता न मिळालेले घरकुले
 ■ दुसरा हप्ता मिळाल्यानंतर १० दिवसानंतरही तिसरा हप्ता न मिळालेले घरकुले
 ■ तिसरा हप्ता मिळाल्यानंतर १० दिवसानंतरही अपूर्ण घरांची संख्या

AHMEDNAGAR	2725	1537	3017	1636	34
AKOLA	3539	2782	3551	1063	329
AMRAVATI	7493	5048	6837	1774	1158
AURANGABAD	3898	2051	4301	1417	725
BEED	5305	1771	5880	2245	573
BHANDARA	7337	4312	4063	1024	2593
BULDHANA	3870	1911	4112	1602	932
CHANDRAPUR	3588	1814	3167	1086	842
DHULE	8699	3826	5545	2568	1785
GADCHIROLI	4138	2402	1999	1421	1328
GONDIA	1826	1493	2836	1424	231
HINGOLI	1981	634	2391	820	168
JALGAON	10002	6243	10683	2491	615
JALNA	2766	1002	2974	1683	459
KOLHAPUR	1739	815	1704	593	138
LATUR	1378	630	3083	912	105
NAGPUR	3093	2251	2490	826	629
NANDED	11933	8202	15025	3627	407
NANDURBAR	15660	9811	7108	6004	6396
NASHIK	7349	4031	4601	2448	1761
OSMANABAD	1995	550	1577	2335	10
PALGHAR	1611	536	1293	851	902
PARBHANI	1607	668	3891	1364	125
PUNE	2607	1692	1904	712	630
RAIGAD	690	421	421	279	162
RATNAGIRI	371	34	253	199	144
SANGLI	3032	1993	2755	808	283
SATARA	630	243	567	363	254
SINDHUDURG	147	53	134	104	39
SOLAPUR	5382	4121	5047	1458	602
THANE	725	167	442	242	294
WARDHA	1092	659	963	492	200
WASHIM	1520	731	2225	1149	42
YAVATMAL	7554	4018	6299	2595	2006